



CÓMO BUSCAR EN JCR



UNIVERSIDAD DE CASTILLA-LA MANCHA

Clarivate

Journal Citation Reports™

Biblioteca
Universitaria



Journal Citation Reports (JCR) 2023



Material elaborado por la Biblioteca de la Universidad de Castilla-La Mancha y distribuido bajo [Licencia Creative Commons Atribución-No comercial-Compartir igual 4.0 Internacional](#).

Actualizado en julio de 2023



Journal Citation Reports (JCR) es una herramienta incluida en la plataforma Web of Science (WOS) de Clarivate Analytics, que ofrece datos estadísticos cuantificables de citas, entre ellos el Factor de Impacto, que permiten determinar de una manera sistemática y objetiva la importancia relativa de las principales revistas de investigación del mundo dentro de sus categorías temáticas.

Novedades JCR 2023:

- Las revistas incluidas en el Arts & Humanities Citation Index y el Emerging Sources Citation Index reciben Factor de Impacto (JIF)
- El Factor de Impacto solo tendrá un decimal en vez de tres.



Acceso a JCR desde nuestra web biblioteca.uclm.es:

Encuentra información ➡ Recursos Electrónicos ➡ [Bases de Datos](#).

Se encuentra en el apartado “Índices de impacto y citas”.

¡IMPORTANTE!: Es necesario estar conectado a la VPN de la Universidad para acceder desde fuera de la UCLM.



The screenshot shows the navigation menu of the UCLM library website. On the left, under the heading 'BIBLIOTECA UNIVERSITARIA', there is a list of menu items with expand/collapse icons. The item 'Bases de datos' is highlighted in red. On the right, under the heading 'Bases de datos', there is a list of subject categories. A yellow arrow points from the 'Bases de datos' item in the left menu to the 'Índices de impacto y Citas' item in the right menu.

BIBLIOTECA UNIVERSITARIA	Bases de datos
Conócenos +	Materias
Encuentra información -	Agricultura y Enología
Bibliografías recomendadas	Biblioteconomía
Servicios según el tipo de usuario	Deportes
Catálogo de Servicios	Derecho y legislación
Trámites online	Economía
Catálogo de la Biblioteca	Educación
Catálogo móvil	Física y química
Recursos electrónicos -	Humanidades
Bases de datos	Índices de impacto y Citas
Revistas electrónicas	
Libros electrónicos	
Plinio	

The world's leading journals and publisher-neutral data

Búsqueda por nombre de la revista, ISSN, categoría o palabra clave.

Journal name/abbreviation, ISSN/eISSN, category, publisher, country/region

El Manuscript
Matcher se usa
para encontrar
revistas en las
que publicar.



Already have a manuscript?

Find relevant, reputable

Además permite buscar por revistas, categorías temáticas, editores y países.

Match my manuscript

See full listings and refine your search by



Journals



Categories

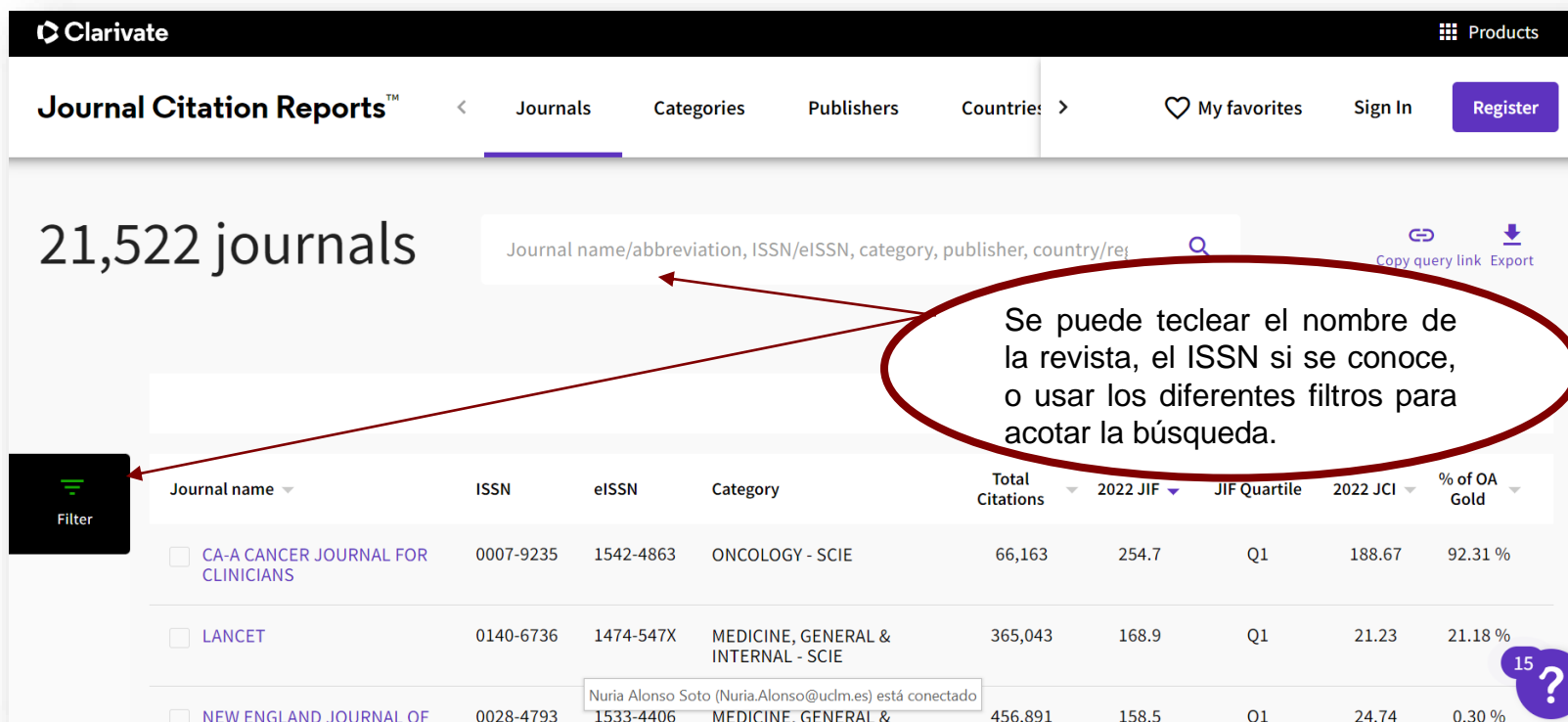


Publishers



Countries/Regions

Pinchando en “Browse Journals”, se obtiene la tabla con los datos principales de todas las revistas contenidas.



21,522 journals

Journal name/abbreviation, ISSN/eISSN, category, publisher, country/ref

Se puede teclear el nombre de la revista, el ISSN si se conoce, o usar los diferentes filtros para acotar la búsqueda.

Journal name	ISSN	eISSN	Category	Total Citations	2022 JIF	JIF Quartile	2022 JCI	% of OA Gold
<input type="checkbox"/> CA-A CANCER JOURNAL FOR CLINICIANS	0007-9235	1542-4863	ONCOLOGY - SCIE	66,163	254.7	Q1	188.67	92.31 %
<input type="checkbox"/> LANCET	0140-6736	1474-547X	MEDICINE, GENERAL & INTERNAL - SCIE	365,043	168.9	Q1	21.23	21.18 %
<input type="checkbox"/> NEW ENGLAND JOURNAL OF	0028-4793	1533-4406	MEDICINE, GENERAL &	456,891	158.5	Q1	24.74	0.30 %

Filter

- Journals (26,674) >
- Categories (254) >
- Publishers (8,110) >
- Country / region (118) >
- Citation Indexes >
- JCR Year >
- Open Access >
- JIF Quartile >
- JIF Range >
- JCI Range >
- JIF Percentile >

Reset Apply

Search categories (Web of Science)

- Acoustics
- Agricultural Economics & Policy
- Agricultural Engineering
- Agriculture, Dairy & Animal Science
- Agriculture, Multidisciplinary
- Agronomy
- Allergy
- Anatomy & Morphology
- Andrology
- Anesthesiology
- Anthropology
- Archaeology
- Architecture
- Area Studies
- Art
- Asian Studies
- Astronomy & Astrophysics
- Audiology & Speech-language Pathology
- Automation & Control Systems

- Literary Theory & Criticism
- Literature
- Literature, African, Australian, Canadian
- Literature, American
- Literature, British Isles
- Literature, German, Dutch, Scandinavian
- Literature, Romance
- Literature, Slavic
- Logic
- Management
- Marine & Freshwater Biology
- Materials Science, Biomaterials
- Materials Science, Ceramics
- Materials Science, Characterization & Testing
- Materials Science, Coatings & Films
- Materials Science, Composites
- Materials Science, Multidisciplinary
- Materials Science, Paper & Wood

JIF Quartile	2020 JCI
Q3	3.15 %
n/a	100.00 %
n/a	100.00 %
n/a	2.21 %
n/a	0.00 %
n/a	98.95 %
n/a	0.00 %

Los filtros permiten acotar la búsqueda por categorías, editores, países, año del JCR, si está o no en acceso abierto, etc.


719 journals [ⓘ]

Filtrando por las revistas de nuestro país y pinchando en “Journal Name”, se obtiene el listado de todas las revistas españolas ordenadas alfabéticamente.

 Export

 Customize

Country / region


 Filter
1

Journal name ▲	ISSN	eISSN	Category	Total Citations ▼	2020 JIF ▼	JIF Quartile	2020 JCI ▼	% of OA Gold ▼
3C Empresa	2254-3376	2254-3376	BUSINESS - ESCI	21	n/a	n/a	0.02	100.00 %
3c Tecnologia	2254-4143	2254-4143	ENGINEERING, MULTIDISCIPLINARY - ESCI	30	n/a	n/a	0.10	100.00 %
3C Tic	2254-6529	2254-6529	COMPUTER SCIENCE, THEORY & METHODS - ESCI	18	n/a	n/a	0.06	100.00 %
452 F-Revista de Teoria de la Literatura y Literatura Comparada	N/A	2013-3294	LITERATURE - ESCI	18	n/a	n/a	0.41	100.00 %
Abriu-Estudios de Textualidade do Brasil Galicia e Portugal	2014-8526	2014-8534	HUMANITIES, MULTIDISCIPLINARY - ESCI	10	n/a	n/a	0.23	100.00 %
Accion Psicologica	1578-908X	2255-1271	PSYCHOLOGY, MULTIDISCIPLINARY - ESCI	147	n/a	n/a	0.16	100.00 %
Acciones e Investigaciones Sociales	1132-192X	2340-4507	SOCIAL SCIENCES, INTERDISCIPLINARY - ESCI	1	n/a	n/a	0.05	100.00 %
ACE-Architecture City and Environment	1886-4805	1886-4805	Multiple ▼	131	n/a	n/a	0.79	100.00 %
Acta Otorrinolaringologica Espanola	0001-6519	1988-3013	OTORHINOLARYNGOLOGY - ESCI	647	n/a	n/a	0.46	0.00 %

JCR YEAR

2020

Comunicar

 Open Access since 2002

ISSN

1134-3478

EISSN

1988-3293

JCR ABBREVIATION

COMUNICAR

ISO ABBREVIATION

Comunicar

Al seleccionar una revista concreta, se muestran sus datos básicos.

Journal information

EDITION

Social Sciences Citation Index (SSCI)

CATEGORY

COMMUNICATION - SSCI

EDUCATION & EDUCATIONAL
RESEARCH - SSCI

LANGUAGES

Multi-Language

REGION

SPAIN

1ST ELECTRONIC JCR YEAR

2009

Publisher information

PUBLISHER

GRUPO COMUNICAR

ADDRESS

APDO CORREOS 527,
HUELVA 21080, SPAIN

PUBLICATION FREQUENCY

4 issues/year

Para cada revista, ofrece el detalle de sus indicadores clave.

Journal Impact Factor

The Journal Impact Factor (JIF) is a journal-level metric calculated from data indexed in the Web of Science Core Collection. It should be used with careful attention to the many factors that influence citation rates, such as the volume of publication and citations characteristics of the subject area and type of journal. The Journal Impact Factor can complement expert opinion and informed peer review. In the case of academic evaluation for tenure, it is inappropriate to use a journal-level metric as a proxy measure for individual researchers, institutions, or articles. [Learn more](#)

2022 JOURNAL IMPACT FACTOR

2.900

[View calculation](#)

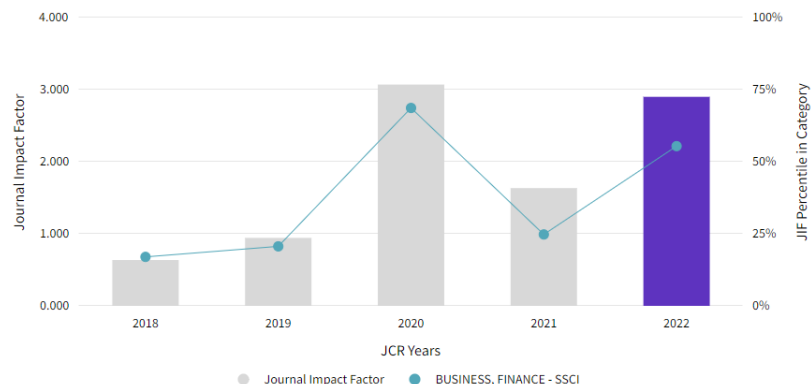
JOURNAL IMPACT FACTOR WITHOUT SELF CITATIONS

2.700

[View calculation](#)

Journal Impact Factor Trend 2022



[Export](#)



[View all years](#)

Journal Impact Factor contributing items

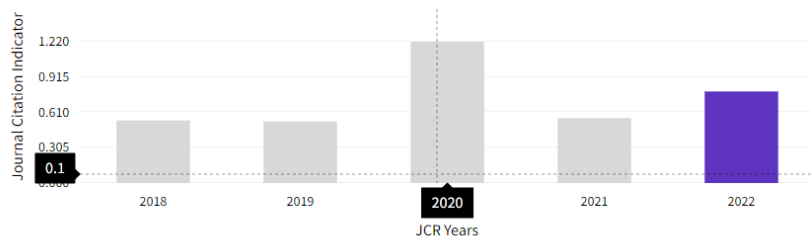
[Export](#)

Citable items (840)	Citing Sources (589)
TITLE	CITATION COUNT
Fossil energy consumption, economic development, inwardFDIimpact onCO(2)emissions in Pakistan: TestingEKChypothesis throughARDLmodel	44
Social funding of green financing: An application of distributed ledger technologies	36
Board gender diversity and firm performance: The UK evidence	29 
Which uncertainty is powerful to forecast crude oil market volatility? New evidence	24
Modelling renewable energy adoption across south Asian economies: Empirical evidence from Bangladesh, India, Pakistan and Sri Lanka	22
Corporate governance and firms financial performance in the United Kingdom	21 
Liquidity risk and expected cryptocurrency returns	20
Long-run relationship between R&D investment and environmental sustainability: Evidence from the European Union member countries	20

Journal Citation Indicator (JCI)

[Export](#)**0.79**

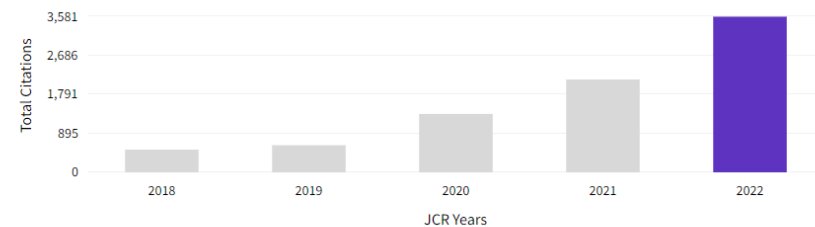
The Journal Citation Indicator (JCI) is the average Category Normalized Citation Impact (CNCI) of citable items (articles & reviews) published by a journal over a recent three year period. The average JCI in a category is 1. Journals with a JCI of 1.5 have 50% more citation impact than the average in that category. It may be used alongside other metrics to help you evaluate journals. [Learn more](#)



Total Citations

[Export](#)**3,581**

The total number of times that a journal has been cited by all journals included in the database in the JCR year. Citations to journals listed in JCR are compiled annually from the JCR years combined database, regardless of which JCR edition lists the journal.

[View all years](#)

Rank by Journal Impact Factor

Journals within a category are sorted in descending order by Journal Impact Factor (JIF) resulting in the Category Ranking below. A separate rank is shown for each category in which the journal is listed in JCR. Data for the most recent year is presented at the top of the list, with other years shown in reverse chronological order. [Learn more](#)

EDITION

Social Sciences Citation Index (SSCI)

CATEGORY

BUSINESS, FINANCE

50/111

JCR YEAR	JIF RANK	JIF QUARTILE	JIF PERCENTILE	
2022	50/111	Q2	55.4	
2021	84/111	Q4	24.77	
2020	35/110	Q2	68.64	
2019	87/109	Q4	20.64	
2018	86/103	Q4	16.99	

El Ranking muestra la posición que ocupa la revista dentro de la categoría.

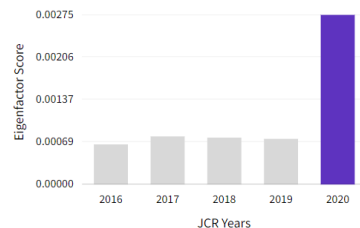
CÓMO BUSCAR EN JCR

Additional metrics

Eigenfactor Score

0.00275

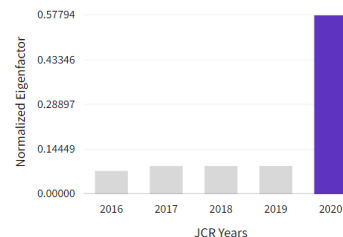
The Eigenfactor Score is a reflection of the density of the network of citations around the journal using 5 years of cited content as cited by the Current Year. It considers both the number of citations and the source of those citations, so that highly cited sources will influence the network more than less cited sources. The Eigenfactor calculation does not include journal self-citations. [Learn more](#)



Normalized Eigenfactor

0.57794

The Normalized Eigenfactor Score is the Eigenfactor score normalized, by rescaling the total number of journals in the JCR each year, so that the average journal has a score of 1. Journals can then be compared and influence measured by their score relative to 1. [Learn more](#)



Article influence score

1.339

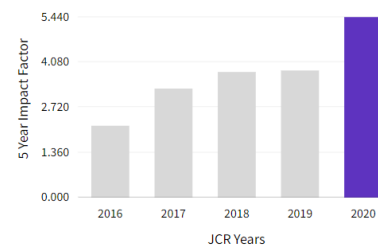
The Article Influence Score normalizes the Eigenfactor Score according to the cumulative size of the cited journal across the prior five years. The mean Article Influence Score for each article is 1.00. A score greater than 1.00 indicates that each article in the journal has above-average influence. [Learn more](#)

5 Year Impact Factor

5.440

[View Calculation](#)

The 5-year Impact Factor is the average number of times articles from the journal published in the past five years have been cited in the JCR year. It is calculated by dividing the number of citations in the JCR year by the total number of articles published in the five previous years.

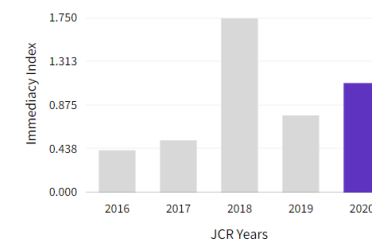


Immediacy Index

1.100

[View Calculation](#)

The Immediacy Index is the count of citations in the current year to the journal that reference content in this same year. Journals that have a consistently high Immediacy Index attract citations rapidly. [Learn more](#)



Además, presenta otras métricas adicionales como el Eigenfactor Score, Article influencer Score, el Índice de Impacto a 5 años y el Índice de Inmediatez.

Journals > Journal profile

JCR YEAR

All years

**INTERNATIONAL
JOURNAL OF
FINANCE &
ECONOMICS**

En el perfil de cada revista aparece por defecto el último año, pero pinchando en “All years”, muestra la tabla con todos los indicadores clave de los últimos años a la vez.

A partir de 2022 el Factor de impacto (Journal Impact Factor) solo tiene un decimal, no tres como en los años anteriores.

Year	Total Citations	Journal impact factor	JIF without self cites	5 Year Impact Factor	Immediacy Index	Citable items	% of articles in Citable items	Average JIF Percentile
2022	3,581	2.9	2.7	2.9	0.4	165	99.39	55.4
2021	2,136	1.634	1.533	1.655	1.212	208	100.00	24.775
2020	1,343	3.070	1.930	2.813	0.191	627	99.68	68.636
2019	623	0.943	0.757	1.169	0.517	87	100.00	20.642
2018	522	0.636	0.618	0.782	0.119	42	100.00	16.990
2017	472	0.804	0.804	1.050	0.393	28	100.00	27.041
2016	420	0.511	0.511	0.917	0.037	27	100.00	15.104
2015	330	0.311	0.289	0.793	0.083	24	100.00	9.043

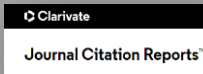


CÓMO BUSCAR EN JCR



UNIVERSIDAD DE CASTILLA-LA MANCHA

Biblioteca Universitaria 



La opción “Customize” ofrece la posibilidad de seleccionar nuestras preferencias para realizar todas las búsquedas. Es necesario registrarse para poder realizar este paso.

Indicators: Default Customize

Country / region	Journal name	ISSN	eISSN	Category	Impact metrics	Normalized metrics	Source metrics		
	European Journal of Psychology Applied to Legal Context	1889-1861	1989-4007	Multiple	<input checked="" type="checkbox"/> Total Citations	<input checked="" type="checkbox"/> 2020 JCI	<input type="checkbox"/> Citable Items		
	Journal of Innovation & Knowledge	2530-7614	2444-569X	Multiple	<input checked="" type="checkbox"/> 2020 JIF	<input type="checkbox"/> Eigenfactor	<input type="checkbox"/> % of Articles in Citable items		
	Comunicar	1134-3478	1988-3293	Multiple	<input type="checkbox"/> 5 Year JIF	<input type="checkbox"/> Normalized Eigenfactor	<input type="checkbox"/> Cited Half-Life		
	BRQ-Business Research Quarterly	2340-9436	2340-9444	Multiple	<input type="checkbox"/> JIF Without Self Cites	<input type="checkbox"/> Article Influence Score	<input type="checkbox"/> Citing Half-Life		
	International Journal of Clinical and Health Psychology	1697-2600	1576-7329	PSYCHOLOGY, CLINICAL	<input type="checkbox"/> Immediacy Index	<input type="checkbox"/> JIF Percentile	<input type="checkbox"/> Total Articles		
	Psychosocial Intervention	1132-0559	2173-4712	PSYCHOLOGY, MULTIDISCIPLINARY - S	<input checked="" type="checkbox"/> JIF Quartile		<input checked="" type="checkbox"/> % of OA Gold		
	European Research on Management and Business Economics	2444-8834	2444-8842	Multiple	395	5.024	Q1	1.48	100.00 %
	International Journal of Educational Technology in Higher Education	2365-9440	2365-9440	EDUCATION & EDUCATIONAL RESEARCH - SSCI	958	4.944	Q1	2.71	100.00 %

Impact metrics
Metrics focused on the citation impact of the journals.

- Total Citations
- 2020 JIF
- 5 Year JIF
- JIF Without Self Cites
- Immediacy Index
- JIF Quartile

Name your indicators: Save

Normalized metrics
Metrics that have been adjusted mathematically to a particular context.

- 2020 JCI
- Eigenfactor
- Normalized Eigenfactor
- Article Influence Score
- JIF Percentile

Source metrics
Metrics based on the content of the journals.

- Citable Items
- % of Articles in Citable items
- Cited Half-Life
- Citing Half-Life
- Total Articles
- % of OA Gold

Apply

